


# Valeh Book Series

(Aging 4-7)

Second  
Edition  
2016



## Book I

**Written by:** Mohamad Ali Mohamadi , Ida Esmaeili

**Editted by:** Hamideh Mirmotahari

**Senior Manufacturing Manager:** Ali Valeh

سرشناسه

: محمدی، محمدعلی، ۱۳۶۰-

Mohamadi, Mohamad Ali

Surfing the Alphabet(A-Z) – Book I/Written by Mohamad Ali Mohamadi, Ida Esmaelii.

عنوان و نام پدیدآور

: تهران، واله، ۱۳۹۱.

مشخصات نشر

: ۶۳ ص: مصور (رنگی): ۲۲×۲۹ س.م.

مشخصات ظاهری

: مجموعه کتاب‌های واله؛ ۷۱

فروست

: ۸۵۰۰۰ ریال 978-600-5923-50-6

شابک

وضعیت فهرست‌نویسی

: فیبا

یادداشت

: انگلیسی

خلاصه

: آموزش خواندن و تمرین نوشتن حروف کوچک و بزرگ الفبای انگلیسی و به کارگیری هر یک از حروف در یک کلمه

یادداشت

: گروه سنی: الف.

آوانویسی عنوان

: سورفینگ د آلفابت

موضوع

: الفبای انگلیسی -- راهنمای آموزشی (ابتدایی)

موضوع

: زبان انگلیسی -- واژگان -- مصور

شناسه افزوده

: اسماعیلی، آیدا، ۱۳۶۲-

شناسه افزوده

: Esmaelii, Ida

رده بندی دیویی

: ۴۲۱ س ۱۳۹۱ م ۳۵۲

شماره کتابشناسی ملی

: ۲۸۴۳۵۵۵

**Publisher: Valeh Press (Press Permit NO:8976)**

No.5, West 3rd St., North 9th St., Sazman Ab  
St., Sadeqieh Sq., Tehran, Iran.

P.O.Box: 14515/1175 – Tel: (021)48351111-3

**Valeh Book Store,**

No.16-17, Ground Floor, Farvardin Book Store  
Complex, 12th Farvardin, St., Enghelab  
Sq., Tehran.

NO part of this publication may be reproduced, in any  
form or by any means, electronic, mechanical,  
photocopying, without prior permission of the publisher.



### شناسه کتاب

Surfing the Alphabet (A-Z) – Book I :

نام کتاب

: محمدعلی محمدی - آیدا اسماعیلی

مؤلف

: مدیریت تدوین و برنامه‌ریزی آموزشی : علی واله

: مدیر تولید : ام کلثوم نوبخت‌اصل

: ناشر : انتشارات واله

: نوبت چاپ : چاپ دوم: اردیبهشت ۹۵ (چاپ اول: ۱۳۹۱)

: شماره ویرایش : دوم

: شمارگان : ۱۰۰۰ جلد

: نظارت بر تایپ و صفحه‌آرایی : مهناز علی‌یاری

: حروفچینی : ناهید جلیلیان

: طراح جلد : حسن نساری

: فروست : مجموعه کتاب‌های واله (۷۱)

: لیتوگرافی، چاپ و صحافی : کاپر

قیمت: ۱۶۰,۰۰۰ ریال

**Name** :Surfing the Alphabet (A-Z) – Book I

**Authors** :MohamadAli Mohamadi , Ida Esmaelii

**Senior Manufacturing Manager** :Ali Valeh

**Publisher** :Valeh Press

**First Edition** :June 2012

## **Introduction**

Instructional system of each country is the most important factor for the social, economical and political systems. On the other hand, teachers are the constructors of the basis of instructional systems and they have got important role in the education of children.

It seems that the changes in teaching methods from classic methods to modern ones are the foundation of any development in the society. In order to achieve our goals in educational systems and decrease the gap between the developed and the developing countries we have to change the method of education basically.

The best way to reach this purpose is to omit the classical methods of teaching and to make the teaching simple enough so that the students can understand. They should be able to perceive the key concepts scientifically. This approach leads to research and has the students use innovation and creativity in their studies. This institute is going to use the instruments, laboratory facilities and purposeful book. We hope to meet the goals of the system.

**The Managing Director Of Valeh Press**

**Ali Valeh**

## Foreword

Surfing the Alphabet (A – Z) is written for young children showing an interest in how to use letters. It is also for children beginning to learn to read who want to sharpen their writing and spelling skills.

At first, children may want to use the illustrations or pictures on each page to match the pictures to the words. As their reading skills emerge, they will enjoy using the book to spell words and write them right.

Surfing the Alphabet (A – Z) is designed for young children to use alone or with the assistance of an adult.

### ***Acknowledgments***

We would like to express my gratitude to the many people who saw us through this book; to all those who provided support, talked things over, read, wrote, offered comments, assisted in the editing, proofreading and design. We would like to thank Ali Valeh for enabling us to publish this book without his expertise, experience and encouragement this book would never have been published. We are so indebted to Ome Kolsum Nobakht, Mahnaz Aliyari, Nahid Jalilian and Reyhaneh Azadegan for their assistance in the preparation of this book. Discussions with our colleagues and friends, Abbas Negahban, Moslem Khezri, Parvin Jalayer and Mohamad Zare have been very helpful. Last and not least we beg forgiveness of our families who first taught us how to write, think and live and have been with us over the course of the years.

**January 2015**


***This book has always been for the one who first taught me how to write.***



Prewriting skills	7
Ss as in Snake	19
Aa as in ant	21
Tt as in turtle	23
Ii as in igloo	25
Pp as in pig	27
Nn as in nine	29
Cc as in cow	31
Kk as in kite	33
Ee as in egg	35
Hh as in horse	37
Rr as in rooster	39
Mm as in monkey	41

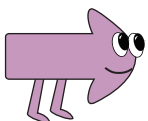


Dd as in dog	43
Gg as in goose	45
Oo as in ox	47
Uu as in umbrella	49
Ll as in lion	51
Ff as in fish	53
Bb as in bell	55
Jj as in jam	57
Qq as in queen	59
Vv as in vest	61
Ww as in water	63
Xx as in x-ray	65
Yy as in yo-yo	67
Zz as in zoo	69



Trace the dotted lines from left to right.

Tracing practice lines consisting of solid blue top and bottom lines with a dashed blue middle line. Each line has a black dot at the start. The first two lines have a pink arrow pointing right above the first dot. There are six such sets of lines in total.





A

B

C

D

E

F

G

H

I

J

K


L

A

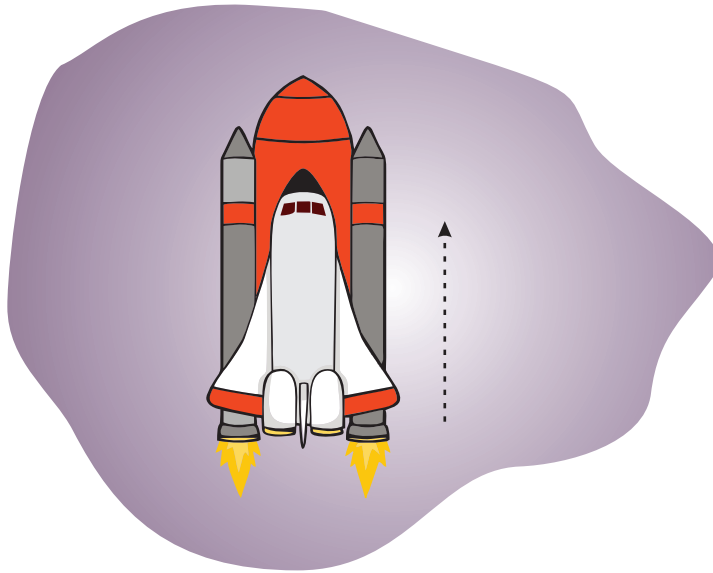


Trace the dotted lines from top to bottom.

Tracing practice area consisting of four rows of horizontal lines. Each row has a solid top line, a dashed middle line, and a solid bottom line. A vertical dotted line is positioned in the center of each row. A red arrow on the left points downwards from the top line to the dotted line.







Trace the dotted lines from bottom to top.

Tracing practice area with four rows of horizontal lines. Each row consists of a solid top line, a dashed middle line, and a solid bottom line. Vertical dotted lines are spaced across each row. A pink arrow on the first row points upwards from the bottom line to the top line.





A

B

C

D

E

F

G

H

I

J


K

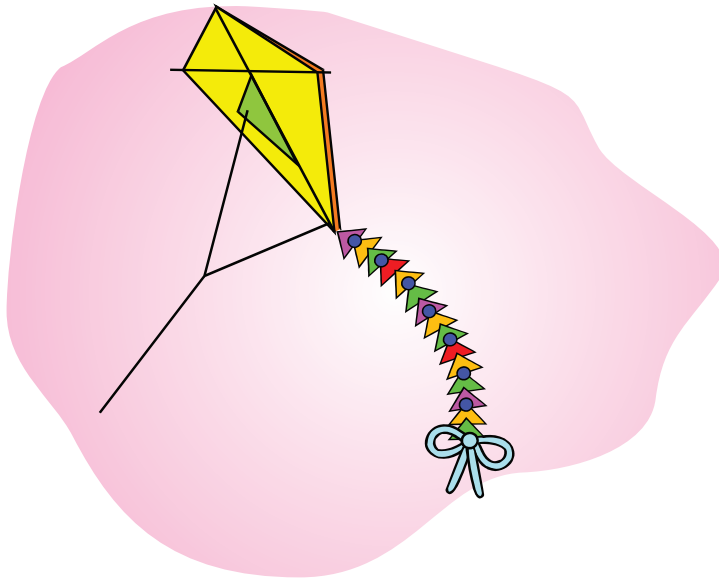
L

A




Trace the dotted lines from top to bottom.





Trace the dotted lines from top to bottom.





A

B

C

D

E

F

G

H

I

J

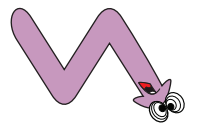

K

L

M




Trace the dotted lines.





Trace the dotted lines.

Tracing practice for the letter 'U'. The page contains four rows of handwriting lines. Each row consists of a solid top line, a dashed middle line, and a solid bottom line. The first row includes a pink arrow pointing down from the top line to the bottom line, and a pink arrow pointing from the bottom line back up to the top line, indicating the stroke direction. Each row contains seven dotted uppercase 'U' characters for tracing.





A

B

C

D

E

F

G

H


I

J

K

L


M



Trace the curved lines.

Tracing practice for the letter 'C' on four rows of handwriting lines. Each row contains six dashed 'C' shapes. The first 'C' in each row has pink arrows indicating the counter-clockwise direction of the stroke.





Trace the dotted lines.

Tracing practice for the letter 'O'. It consists of four rows of handwriting lines (top and bottom solid blue lines, middle dashed blue line). Each row contains six dashed 'O' shapes for tracing. A pink arrow on the first 'O' of the first row indicates a counter-clockwise rotation.

