


*In
God's
Name*
**God's
Name**

Valeh Book Series

(Primary Level)

(Aging 7-10)



Book II

Written by: Mohamad Ali Mohamadi , Ida Esmaeili

Editted by: Hamideh Mirmotahari

Senior Manufacturing Manager: Ali Valeh

سرشناسه

محمدی، محمدعلی، ۱۳۶۰-

Mohamadi, Mohamad Ali

Surfing the Alphabet(A-Z) – Book II/Written by Mohamad Ali Mohamadi, Ida Esmaelii.

عنوان و نام پدیدآور

تهران: واله، ۱۳۹۱.

مشخصات نشر

۶۹ ص. مصور (رنگی): ۲۲×۲۹ س.م.

مشخصات ظاهری

مجموعه کتاب‌های واله؛ ۷۲

فروست

۹۵۰۰۰ ریال 3-51-5923-600-978:

شابک

فیبا

وضعیت فهرست‌نویسی

انگلیسی

یادداشت

آموزش حروف بزرگ و کوچک الفبای انگلیسی و به کارگیری هر یک از حروف در یک کلمه و تمرین نوشتن این حروف

خلاصه

گروه سنی: الف، ب.

یادداشت

سورفینگ د آلفابت تو

آوانویسی عنوان

الفبای انگلیسی -- راهنمای آموزشی (ابتدایی)

موضوع

زبان انگلیسی -- واژگان -- مصور

موضوع

اسماعیلی، آیدا، ۱۳۶۲-

شناسه افزوده

Esmaelii, Ida.

شناسه افزوده

۱۳۹۱ ت ۳۵۲ م ۴۲۱

رده بندی دیویی

۲۸۴۵۸۵۹:

شماره کتابشناسی ملی



Publisher: Valeh Press (Press Permit NO:8976)

No.5, West 3rd St., North 9th St., Sazman Ab St.,
Sadeqieh Sq., Tehran, Iran.

P.O.Box: 14515/1175 – Tel: (021)48351111-3

NO part of this publication may be reproduced, in any form
or by any means, electronic, mechanical, photocopying,
without prior permission of the publisher.

شناسه کتاب

Surfing the Alphabet (A-Z) – Book II :

نام کتاب

محمدعلی محمدی - آیدا اسماعیلی

مؤلف

علی واله

مدیریت تدوین

انتشارات واله

ناشر

اوّل - تیر ۱۳۹۱

نوبت چاپ

۲۰۰۰ جلد

شمارگان

مؤسسه‌ی آموزشی فرهنگی واله

حروفچینی

مجموعه کتاب‌های واله (۷۲)

فروست

لیتوگرافی، چاپ و صحافی : تندیس

قیمت: ۹۵۰۰۰ ریال

Name :Surfing the Alphabet (A-Z) – Book II

Authors :MohamadAli Mohamadi , Ida Esmaelii

Senior Manufacturing Manager :Ali Valeh

Publisher :Valeh Press

First Edition :June 2012

Introduction

Instructional system of each country is the most important factor for the social, economical and political systems. On the other hand, teachers are the constructors of the basis of instructional systems and they have got important role in the education of children.

It seems that the changes in teaching methods from classic methods to modern ones are the foundation of any development in the society. In order to achieve our goals in educational systems and decrease the gap between the developed and the developing countries we have to change the method of education basically.

The best way to reach this purpose is to omit the classical methods of teaching and to make the teaching simple enough so that the students can understand. They should be able to perceive the key concepts scientifically. This approach leads to research and has the students use innovation and creativity in their studies. This institute is going to use the instruments, laboratory facilities and purposeful book. We hope to meet the goals of the system.

The Managing Director Of Valeh Press

Ali Valeh

Foreword

Surfing the Alphabet (A – Z) is written for young children showing an interest in how to use letters. It is also for children beginning to learn to read who want to sharpen their writing and spelling skills.

At first, children may want to use the illustrations or pictures on each page to match the pictures to the words. As their reading skills emerge, they will enjoy using the book to spell words and write them right.


Surfing the Alphabet (A – Z) is designed for young children to use alone or with the assistance of an adult.

Acknowledgments

Numerous people have contributed to this book. We were particularly influenced and helped by Ali Valeh. Without his expertise, experience and encouragement this book would never have been published. Discussions with my colleagues Navid Sharifipour, Maryam Vatandoost and Agnes Korn have been very helpful. We are also indebted to Ome Kolsum Nobakht, Nasibeh Kalantari, Masume Hassani, Mahnaz Aliyari, Maryam Barband for their assistance in the preparation of this book.


June 2012

This book has always been for the one who first taught me how to write.

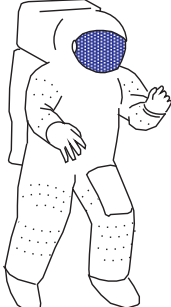


Letter A a


These pictures begin with the letter **A a**. Say the name of each out loud and listen for the **A a** sound. Color the pictures.




ant




astronaut



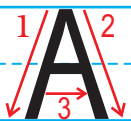
arrow

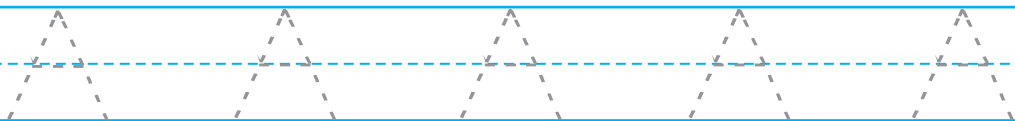



apple





alligator

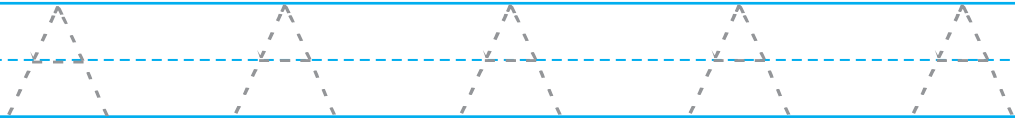




















Letter A a

These pictures contain the letter A a. Say the name of each out loud and listen for the A a sound. Color the pictures.

banana

pan

fan

bat

mat

A

a






A

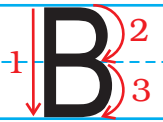





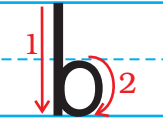

















a



Letter B b

These pictures begin with the letter **B b**. Say the name of each out loud and listen for the **B b** sound. Color the pictures.

 <p>baby</p>	 <p>bat</p>	 <p>banana</p>
 <p>bear</p>		 <p>balloon</p>



Letter B b


These pictures end in the letter B b. Say the name of each out loud and listen for the B b sound. Color the pictures.



cab



tub



crab

B

b

B

b



Letter C c


These pictures begin with the letter **C c**. Say the name of each out loud and listen for the **C c** sound. Color the pictures.



cow




crocodile



cat



clown



camel

Handwriting practice section with four rows of lines. Each row starts with a solid letter 'C' or 'c' and a red arrow indicating the stroke direction, followed by five dashed versions of the same letter for tracing.

- Row 1: Large uppercase 'C' with stroke direction arrow, followed by five dashed uppercase 'C's.
- Row 2: Small lowercase 'c' with stroke direction arrow, followed by five dashed lowercase 'c's.
- Row 3: Large uppercase 'C' with stroke direction arrow, followed by five dashed uppercase 'C's.
- Row 4: Small lowercase 'c' with stroke direction arrow, followed by five dashed lowercase 'c's.



A

B

C

D

E

F

G

H

I

J

K

L

M

Letter C c

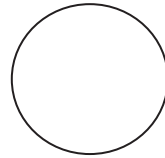
These pictures begin with the letter **C c**. Say the name of each out loud and listen for the **C c** sound. Color the pictures.




celery



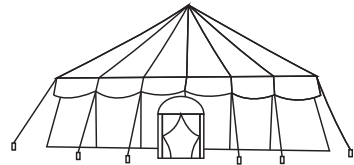
cymbal



circle



city



circus

C

c


C

c




Letter D d


These pictures begin with the letter **D d**. Say the name of each out loud and listen for the **D d** sound. Color the pictures.



dog



duck



dolphin



dianosaur



dove

Tracing practice for uppercase D and lowercase d. The first row shows a solid 'D' with stroke order arrows: 1 (vertical down) and 2 (curved top to bottom). This is followed by five dashed 'D's for tracing. The second row shows a solid 'd' with stroke order arrows: 1 (vertical down) and 2 (curved top to bottom). This is followed by five dashed 'd's for tracing. The third row shows a solid 'D' followed by five dashed 'D's. The fourth row shows a solid 'd' followed by five dashed 'd's.



A

B

C

D

E

F

G

H

I

J


K

L

M

Letter D d

These pictures end in the letter **D d**. Say the name of each out loud and listen for the **D d** sound. Color the pictures.



bed



bird



bread




sad

D

d


D

d



Letter E e

These pictures begin with the letter **E e**. Say the name of each out loud and listen for the **E e** sound. Color the pictures.





A B C D E F G H I J K L M

Letter E e


These pictures contain E e. Say the name of each out loud and listen for the E e sound. Color the pictures.



helmet



ten



hen



dress

E

e

E

e



Letter M m

These pictures begin with the letter **M m**. Say the name of each out loud and listen for the **M m** sound. Color the pictures.




monkey




magician



moon



mouse



melon

